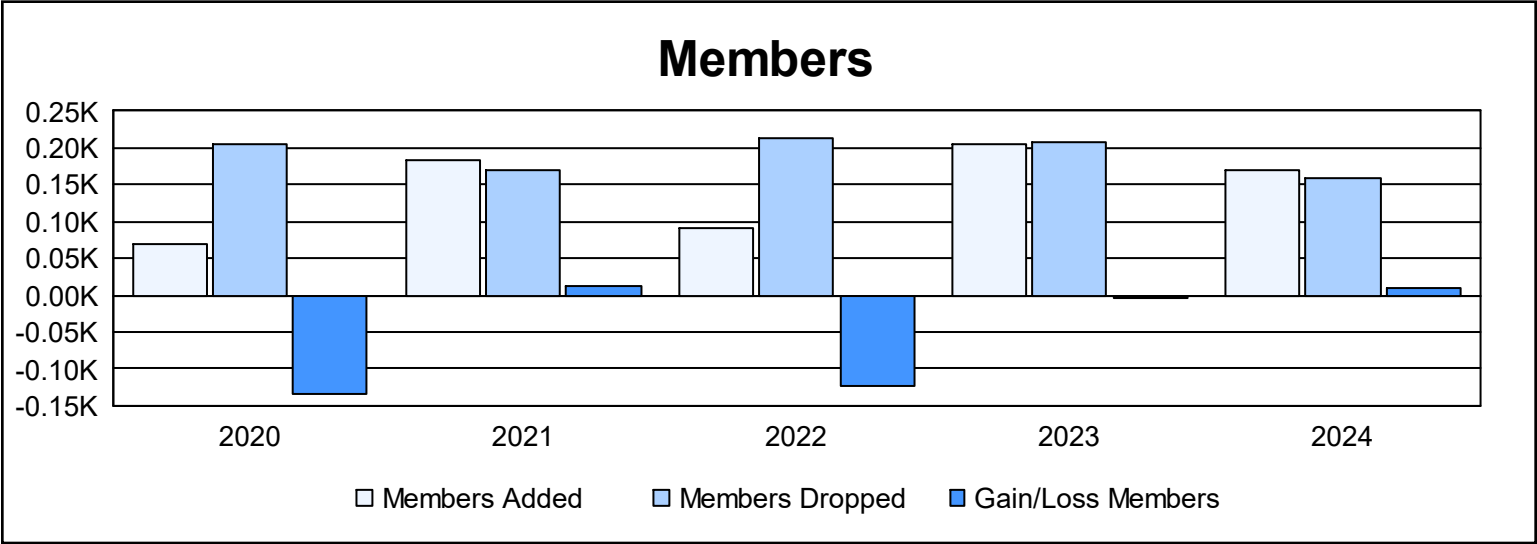
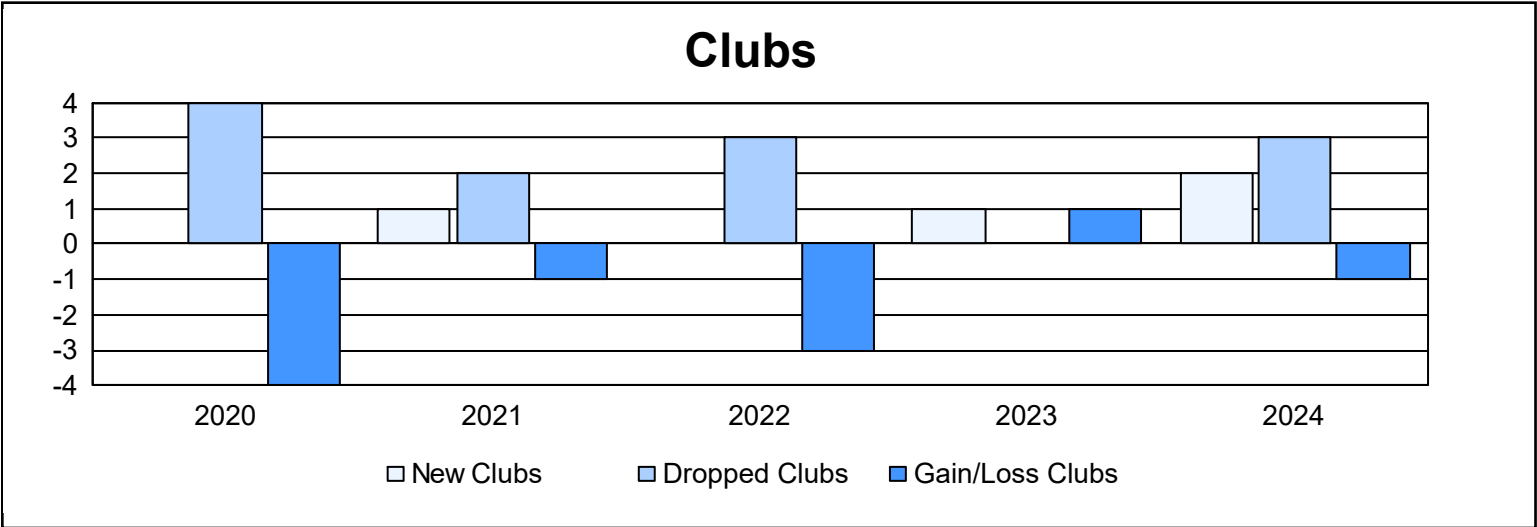
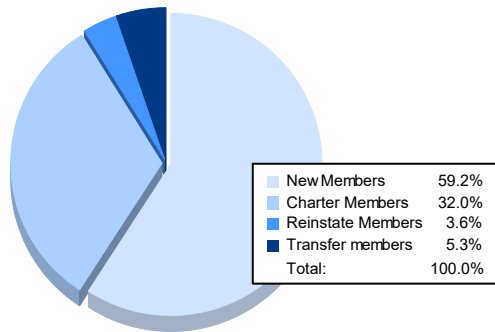


| Year | New Clubs | Dropped Clubs | Gain/ Loss Clubs | New Members | Charter Members | Reinstate Members | Transfer Members | Total Member Added | Total Members Dropped | Gain/ Loss Members |
|-----------|-----------|---------------|------------------|-------------|-----------------|-------------------|------------------|--------------------|-----------------------|--------------------|
| 2019-2020 | 0 | 4 | -4 | 58 | 2 | 3 | 6 | 69 | 204 | -135 |
| 2020-2021 | 1 | 2 | -1 | 147 | 20 | 6 | 11 | 184 | 171 | 13 |
| 2021-2022 | 0 | 3 | -3 | 64 | 5 | 18 | 3 | 90 | 212 | -122 |
| 2022-2023 | 1 | 0 | 1 | 129 | 22 | 13 | 42 | 206 | 209 | -3 |
| 2023-2024 | 2 | 3 | -1 | 100 | 54 | 6 | 9 | 169 | 159 | 10 |
| Average | 1 | 2 | -2 | 100 | 21 | 9 | 14 | 144 | 191 | -47 |



Membership Composition June 2024 Cumulative



Gender Composition June 2024 Cumulative

